

MARKET INDICATORS

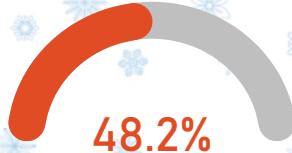
Months of Supply



2.44

↓ -35.7% Y/Y

Odds of Selling within 90 Days



48.2%

↑ 11.8% Y/Y


Days on the Market



44

↓ -15.4% Y/Y

Sales-to-New Listings Ratio



104.5%

↑ 22.0% Y/Y

MARKET AT GLANCE



NEW LISTINGS

1,366

↓ -7.3% Y/Y



INVENTORY

3,491

↓ -24.6% Y/Y



SOLD

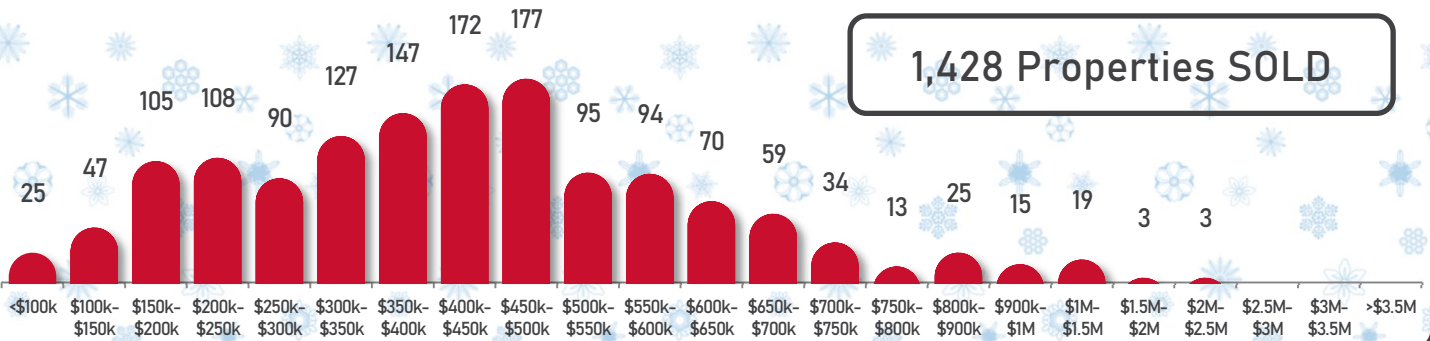
1,428

↑ 17.3% Y/Y



SOLD BY PRICE

1,428 Properties SOLD



SOLD PRICE

AVERAGE SOLD PRICE

\$435,549

↑ 12.2% Y/Y



MEDIAN SOLD PRICE

\$421,500

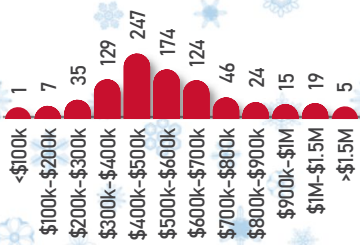
↑ 16.4% Y/Y



This report was created using REALTORS® Association of Edmonton statistical data. Information herein deemed reliable, but not guaranteed. Not intended to solicit buyers or sellers under contract. ©2024 by Kirill Alemaskin (AlemaskinStatistics@gmail.com). All rights are reserved.



**DETACHED**



**SOLD**  
826  
↑ 18.8% Y/Y

**AVERAGE SOLD PRICE**  
\$540,232  
↑ 10.6% Y/Y

**NEW LISTINGS**  
766  
↓ -7.0% Y/Y

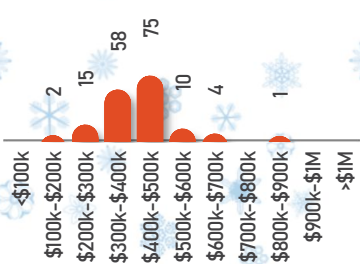
**DAYS ON THE MARKET**  
44  
↓ -17.0% Y/Y

**MEDIAN SOLD PRICE**  
\$497,700  
↑ 13.1% Y/Y

**SALES-TO-NEW LISTINGS**  
107.8%  
↑ 23.5% Y/Y



**SEMI-DETACHED**



**SOLD**  
165  
↑ 18.7% Y/Y

**AVERAGE SOLD PRICE**  
\$408,823  
↑ 12.3% Y/Y

**NEW LISTINGS**  
136  
↓ -11.1% Y/Y

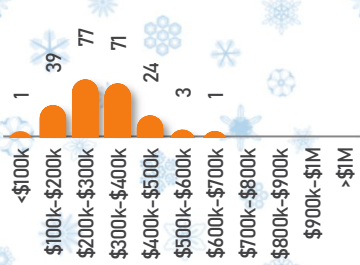
**DAYS ON THE MARKET**  
33  
↓ -19.5% Y/Y

**MEDIAN SOLD PRICE**  
\$410,500  
↑ 14.0% Y/Y

**SALES-TO-NEW LISTINGS**  
121.3%  
↑ 30.5% Y/Y



**ROW / TOWNHOUSES**



**SOLD**  
216  
↑ 13.1% Y/Y

**AVERAGE SOLD PRICE**  
\$292,640  
↑ 12.3% Y/Y

**NEW LISTINGS**  
187  
↓ -18.7% Y/Y


**DAYS ON THE MARKET**  
38  
↓ -24.0% Y/Y

**MEDIAN SOLD PRICE**  
\$291,750  
↑ 13.1% Y/Y

**SALES-TO-NEW LISTINGS**  
115.5%  
↑ 32.5% Y/Y



**APARTMENT CONDO**



**SOLD**  
221  
↑ 15.1% Y/Y

**AVERAGE SOLD PRICE**  
\$203,920  
↑ 19.8% Y/Y

**NEW LISTINGS**  
277  
↑ 3.7% Y/Y

**DAYS ON THE MARKET**  
57  
● 0.0% Y/Y

**MEDIAN SOLD PRICE**  
\$192,000  
↑ 12.9% Y/Y

**SALES-TO-NEW LISTINGS**  
79.8%  
↑ 7.9% Y/Y

This report was created using REALTORS® Association of Edmonton statistical data. Information herein deemed reliable, but not guaranteed. Not intended to solicit buyers or sellers under contract. ©2024 by Kirill Alemaskin (AlemaskinStatistics@gmail.com). All rights are reserved.